



ಬೃಹತ್ ಬೆಂಗಳೂರು ಮಹಾನಗರ ಪಾಲಿಕೆ
Bruhat Bengaluru Mahanagara Palike



BBMP COVID-19 WAR ROOM 17.07.2022

BBMP / COVID-19 WAR ROOM / BULLETIN – 846 /17.07.2022 / #BBMPfightsCOVID19



OVERVIEW OF COVID-19 IN BENGALURU



CASE TRENDS

ACTIVE CASES **6,878**

Confirmed Cases

799

18,19,445 #

Recovered Cases

625

17,95,594 #

Death Cases

0

16,973 #



HOSPITALIZATION

26

ICU – V

2

ICU

1

HDU

1

General

22

INCLUDES GOVT. QUOTA AND PRIVATE WALK-IN HOSPITALIZATION



VACCINATION

27,508 1,99,21,212 #

First Dose

2,592

96,47,829 #

Second Dose

5,796

93,46,299 #

Precaution Dose

19,120

9,27,084 #



TRIAGING

MTU

20

Tele Triage

654



ACTIVE CLUSTERS

16

Budding Clusters
(<5 Cases)

16

Clusters (> 5 cases)

0



TESTING

17,128 3,08,13,342 #

RAT

3,433

RTPCR

13,695

Positivity : 5.45%

*FOR LAST 7 DAYS

: indicates cumulative numbers till date



ABSTRACT OF COVID-19 SCENARIO IN BENGALURU

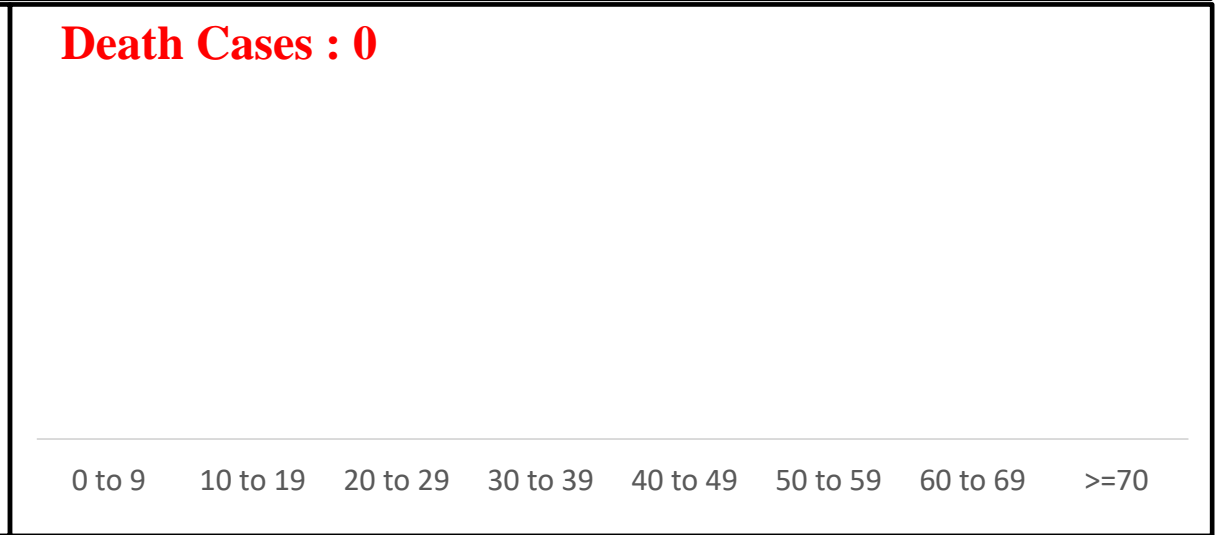
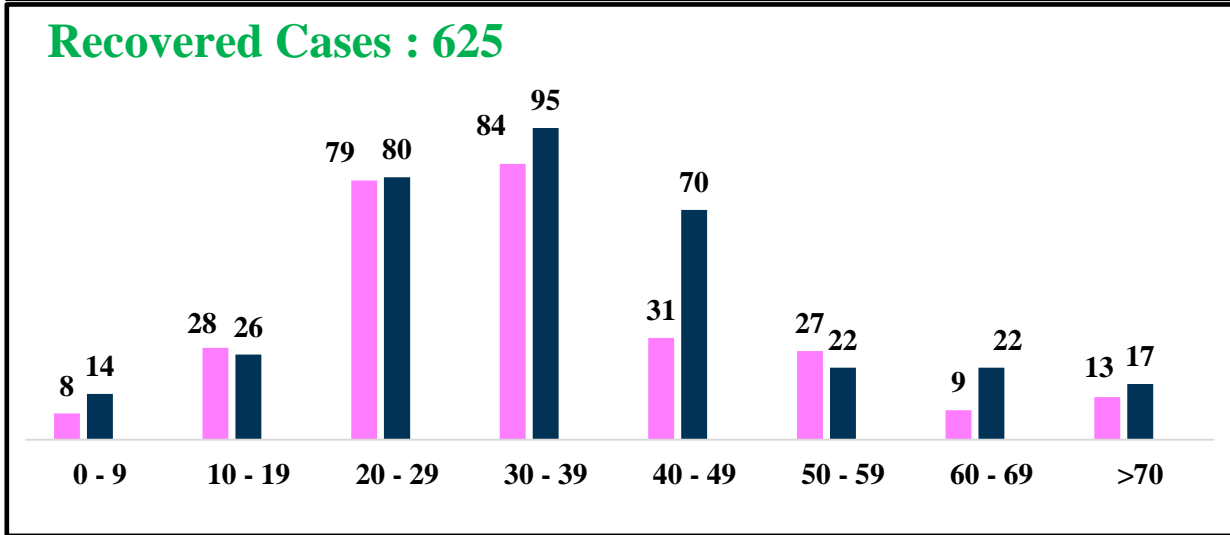
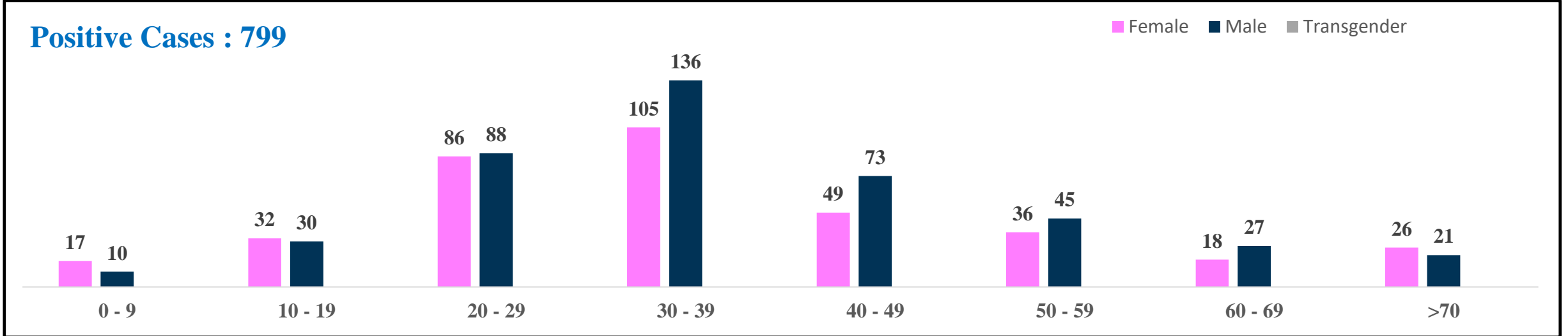


	MALE			FEMALE			TRANSGENDER			TOTAL		
	Last 24 Hours	Last 7 Days	Cumulative	Last 24 Hours	Last 7 Days	Cumulative	Last 24 Hours	Last 7 Days	Cumulative	Last 24 Hours	Last 7 Days	Cumulative
Positive Cases	430	3,648	10,74,339	369	2,901	7,44,214	0	0	196	799	6,549	18,19,445
Recovered Cases	346	3,328	10,59,654	279	2,730	7,35,848	0	0	185	625	6,058	17,95,594
Death Cases	0	1	10,749	0	1	6,220	0	0	4	0	2	16,973
Total Tests Done	In Last 24 hrs. : 17,128			In last 7 days : 1,20,077			Cumulative : 3,08,13,342					
Vaccine Doses Administered	In Last 24 hrs. : 27,508			In last 7 days : 83,565			Cumulative : 1,99,21,212					
ACTIVE CASES									6,878			

*Covid deaths occurred today : 00 | Covid deaths occurred beyond last 24 hrs., reported today : 00

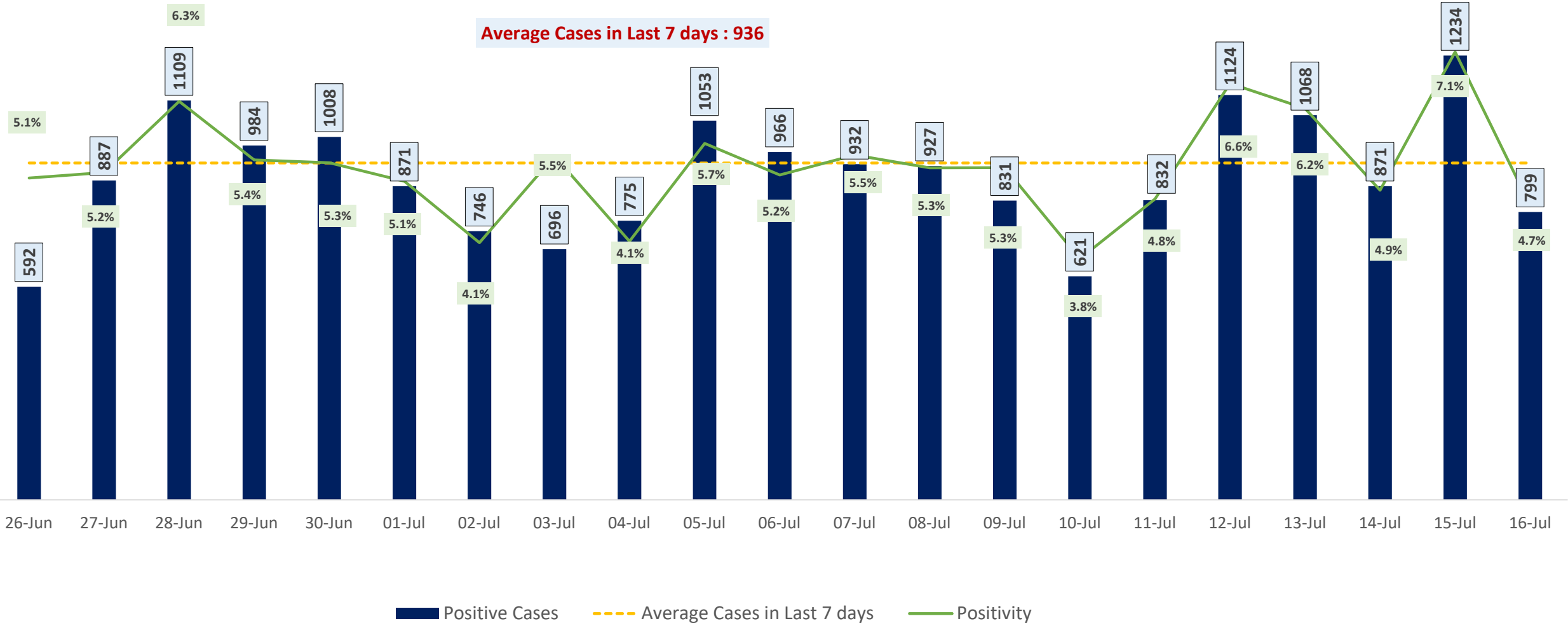


LAST 24 HOURS AGE GROUP AND GENDER WISE DISTRIBUTION





POSITIVITY RATE OF BENGALURU – LAST 21 DAYS

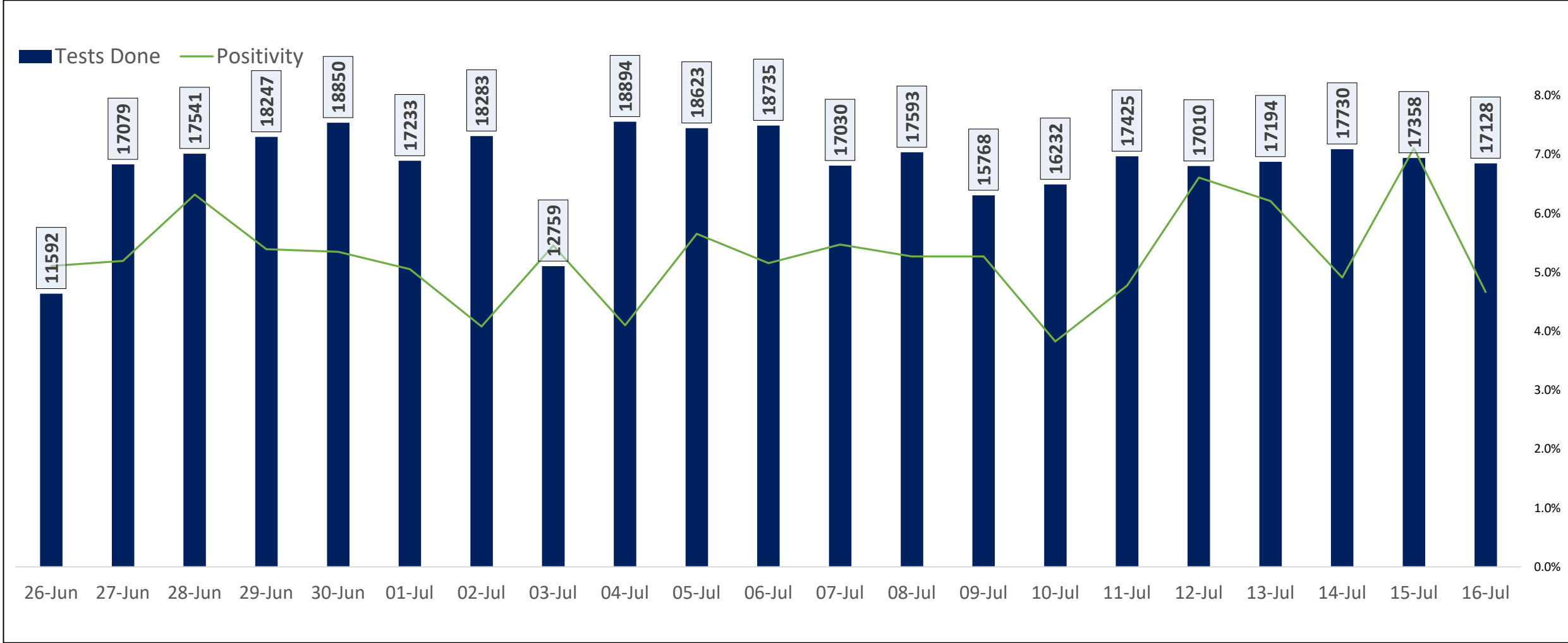




TESTING TRENDS IN BENGALURU

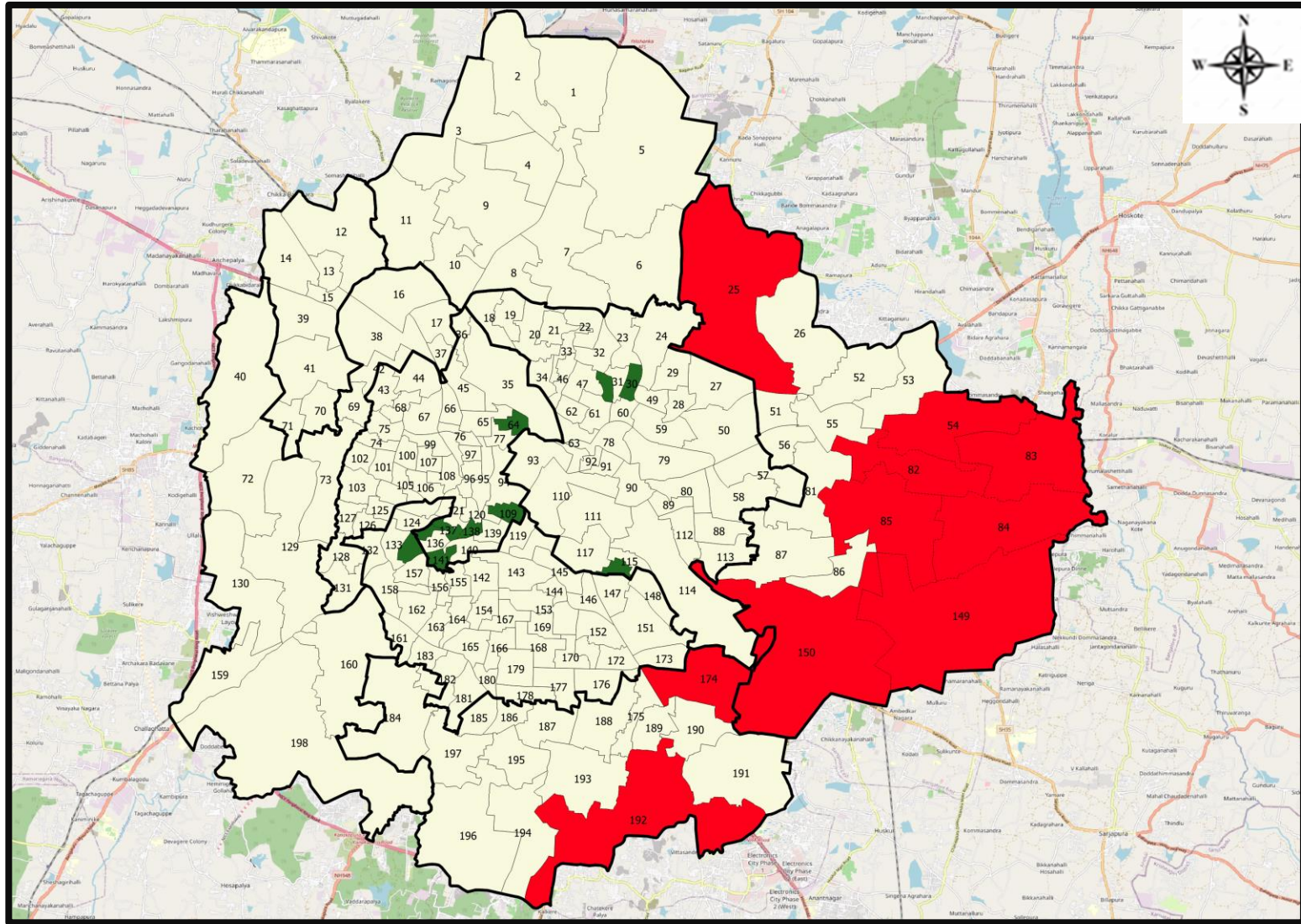


Total Test Conducted Till Date	Test Conducted Last 24 hours	Last 7 Days Average
3,08,13,342	17,128	17,154





BENGALURU URBAN MAP SHOWING TREND OF POSITIVE CASES IN LAST 7 DAYS



Top 10 wards reporting highest number of positive cases in last 7 days

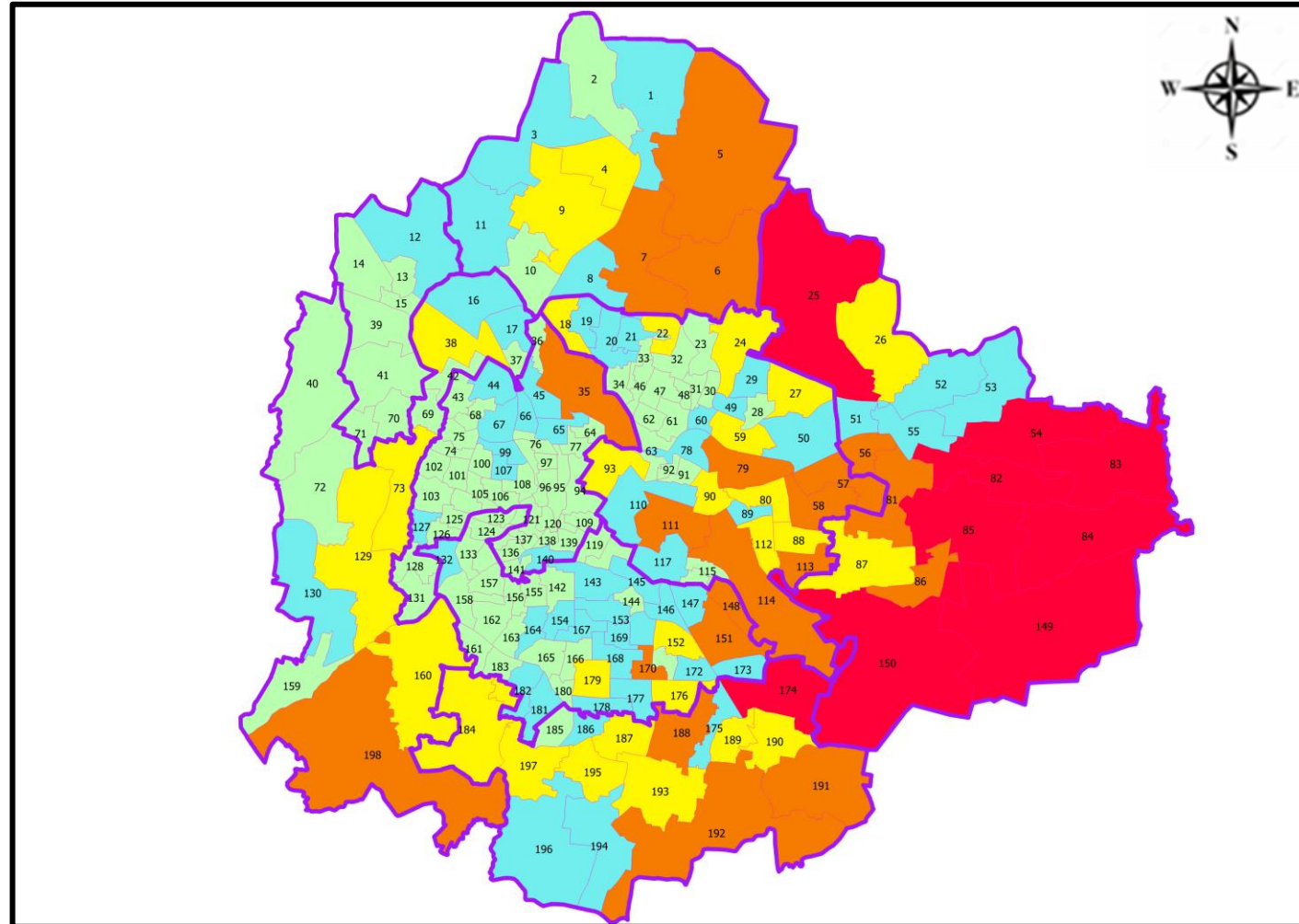
Ward No.	Ward Name	Daily Cases Average
150	Bellanduru	79
83	Kadugodi	49
85	Dodda Nekkundi	36
174	HSR Layout	29
149	Varthuru	28
25	Horamavu	26
54	Hudi	21
84	Hagadur	19
82	Garudachar Palya	15
192	Begur	14







Top 10 wards reporting least number of positive cases in last 7 days

Ward No.	Ward Name	Daily Cases Average
141	Azad Nagar	0
138	Chalavadipalya	0
137	Rayapura	0
135	Padarayanapura	0
134	Bapuji Nagar	0
116	Nilasandra	0
109	Chickpete	0
64	Rajamahall Guttahalli	0
48	Muneshwara Nagar	0
30	Kadugondanahalli	0



BENGALURU MAP SHOWING INTENSITY OF POSITIVE CASES IN LAST 7 DAYS



-  **Level 1 : 0 to 10 Cases**
-  **Level 2 : 10 to 25 Cases**
-  **Level 3 : 25 to 50 Cases**
-  **Level 4 : 50 to 100 Cases**
-  **Level 5 : More than 100 Cases**
-  **Zone Boundaries**

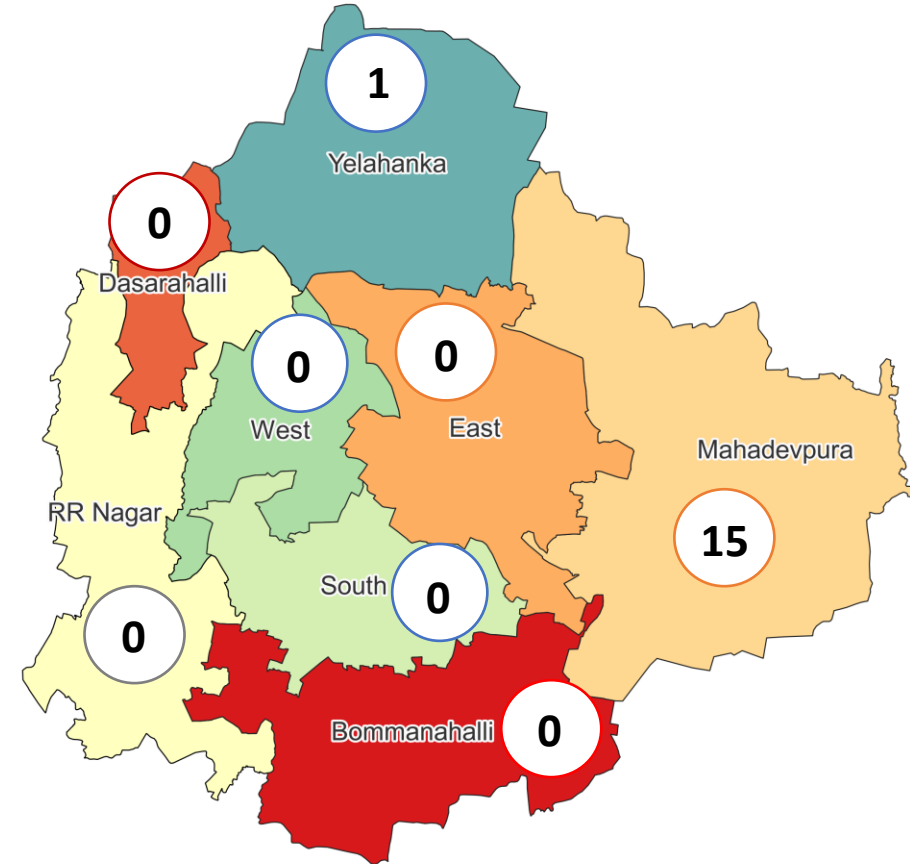


CLUSTER DETAILS



Zone Name	TOTAL CLUSTERS	Budding Clusters	Clusters	Outbreaks
		Less Than 5 Cases	5 To 14 Cases	More Than 14 Cases
BOMMANAHALLI	0 (-)	0 (-)	0 (-)	0 (-)
DASARAHALLI	0 (-)	0 (-)	0 (-)	0 (-)
EAST	0 (-)	0 (-)	0 (-)	0 (-)
MAHADEVPURA	15 (-)	15 (-)	0 (-)	0 (-)
RR NAGAR	0 (-)	0 (-)	0 (-)	0 (-)
SOUTH	0 (-)	0 (-)	0 (-)	0 (-)
WEST	0 (-)	0 (-)	0 (-)	0 (-)
YELAHANKHA	1 (-)	1 (-)	0 (-)	0 (-)
TOTAL	16 (-)	16 (-)	0 (-)	0 (-)

Total Active Clusters



Types of Clusters

Zone Name	Apartments/ Villa	Individual House	Hostels/Quarters	Others	Schools/Colleges
BOMMANAHALLI	0 (-)	0 (-)	0 (-)	0 (-)	0 (-)
DASARAHALLI	0 (-)	0 (-)	0 (-)	0 (-)	0 (-)
EAST	0 (-)	0 (-)	0 (-)	0 (-)	0 (-)
MAHADEVPURA	15 (-)	0 (-)	0 (-)	0 (-)	0 (-)
RR NAGAR	0 (-)	0 (-)	0 (-)	0 (-)	0 (-)
SOUTH	0 (-)	0 (-)	0 (-)	0 (-)	0 (-)
WEST	0 (-)	0 (-)	0 (-)	0 (-)	0 (-)
YELAHANKHA	1 (-)	0 (-)	0 (-)	0 (-)	0 (-)
TOTAL	16 (-)	0 (-)	0 (-)	0 (-)	0 (-)

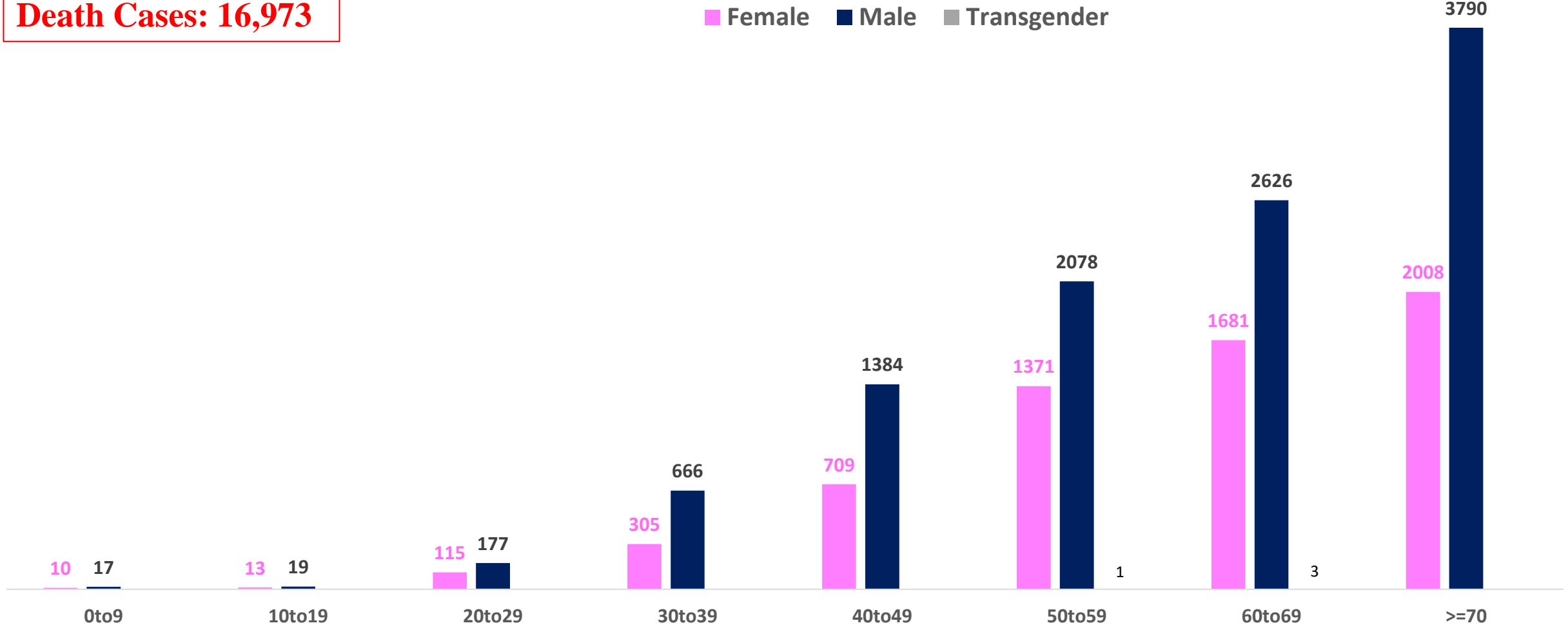
▲▼ : Shows increase and decrease in numbers as compared to previous day



AGE AND GENDER WISE DISTRIBUTION OF DEATH CASES



Death Cases: 16,973





VACCINATION COVERAGE AS ON 16.07.2022



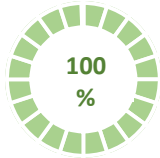
Total Doses Administered

1,99,21,212

▲ 27,508

Total 12-14 years Population : 2.82 Lakhs

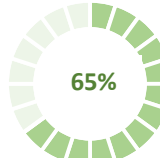
1ST DOSE



2,80,441
Doses administered

▲ 2,010

2ND DOSE

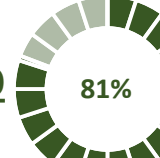


1,82,789
Doses administered

▲ 4,141

Total 15-18 years Population : 4.42 Lakhs

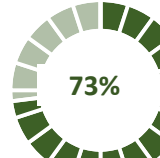
1ST DOSE



3,57,124
Doses administered

▲ 301

2ND DOSE



3,22,866
Doses administered

▲ 604

Total adult Population : 91.7 Lakhs

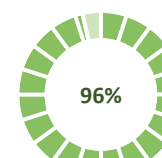
1ST DOSE



90,10,264
Doses administered

▲ 281

2ND DOSE



88,40,644
Doses administered

▲ 1,051

Priority Group*

Health Care Workers

Dose 1

2,10,353
Doses administered

▲ 0

Dose 2

2,06,997
Doses administered

▲ 1

Frontline Workers

Dose 1

3,81,921
Doses administered

▲ 3

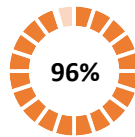
Dose 2

3,73,236
Doses administered

▲ 5

45 – 59 Years Coverage

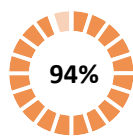
Dose 1



16,94,865
Doses administered

▲ 30

Dose 2

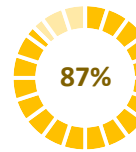


16,71,412
Doses administered

▲ 92

18 - 44 Years Coverage

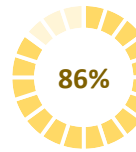
Dose 1



57,42,922
Doses administered

▲ 228

Dose 2



56,25,365
Doses administered

▲ 882

60 + Years Coverage

Dose 1



9,80,203
Doses administered

▲ 20

Dose 2



9,63,634
Doses administered

▲ 71

PRECAUTION DOSE



9,27,084

Doses administered

▲ 19,120

PRECAUTION DOSES ADMINISTERED

Health Care Workers

89,606

Booster Doses administered

▲ 275

Front Line Workers

1,21,355

Booster Doses administered

▲ 900

60 + Years Coverage

3,64,675

Booster Doses administered

▲ 1,389

18 + Years Coverage

3,51,448

Booster Doses administered

▲ 16,556

▲ indicates the increase in last 24 hours



COVID-19 SCENARIO IN BENGALURU AND OTHER METROPOLITIAN CITIES



CITY NAME	Positive Cases	Active Cases	Recovered	Deceased	Vaccine Doses Administered
New Delhi	19,43,517	1,894	19,15,332	26,291	3,54,48,548
Bengaluru*	18,19,445	6,878	17,95,594	16,973	2,29,72,356
Mumbai	11,19,897	2,423	10,97,844	19,630	2,16,00,578
Chennai	7,75,696	5,948	7,60,679	9,069	1,07,98,484
Kolkata	4,47,192	272	4,41,264	5,656	1,04,71,203

Source : <https://dashboard.cowin.gov.in/> at 5:30pm (17.07.2022)
Source : <https://www.covid19bharat.org/> at 5:30pm(17.07.2022)

*includes BBMP & Bengaluru Urban



SNAPSHOT OF COVID-19 CASES IN BENGALURU URBAN



**Total Wards With
< =10 Cases* :
83**

**Tests Conducted
On 16.07.2022:
17,128**

**Recovery
Rate:
98.69%**

**Total
Active Cases :
6,878**

**Total Vaccinated on
16.07.2022:
27,508**

**Positivity
Rate* :
5.45%**

**Active
Rate:
0.38%**

**Case
Fatality Rate* :
0.03%**



*Total positive cases In the past 7 days

*CFR and positivity is for Past 7 days



ಬೃಹತ್ ಬೆಂಗಳೂರು ಮಹಾನಗರ ಪಾಲಿಕೆ
Bruhat Bengaluru Mahanagara Palike



Download BBMP Bulletin	https://apps.bbmpgov.in/covid19/mediabulletin.php
For BBMPCovid19 Bed Status:	https://apps.bbmpgov.in/covid19/en/Bedstatus.php
To register for vaccination :	https://selfregistration.cowin.gov.in/
BBMP COVID19 Dashboard:	https://apps.bbmpgov.in/covid19/
Follow us on:	 www.facebook.com/bbmp.comm1/
	 twitter.com/BBMPCOMM

Issued by:

Honorable Chief Commissioner, BBMP
Special Commissioner Health & IT, BBMP
MD, Bengaluru Smart City Limited

THANK YOU !

